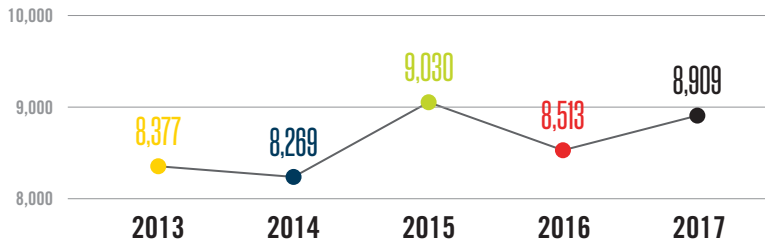


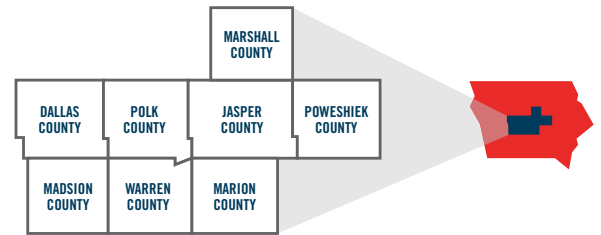
# 2018 DSM SMALL BUSINESS JOBS REPORT

## JOBS CREATED BY NEW FIRMS

(0 - 1 YEAR OLD)



## GREATER DES MOINES REGION



## INDUSTRIES LEADING JOB GROWTH



33.9%

Accommodations and Food Services



11.6%

Healthcare and Social Assistance



9.5%

Construction



6.8%

Retail Trade



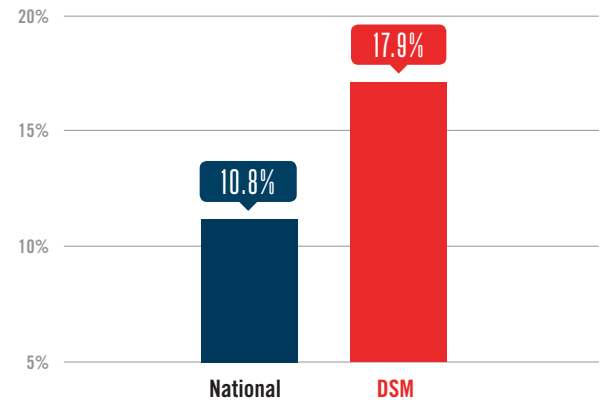
6.4%

Professional, Scientific and Technical Services

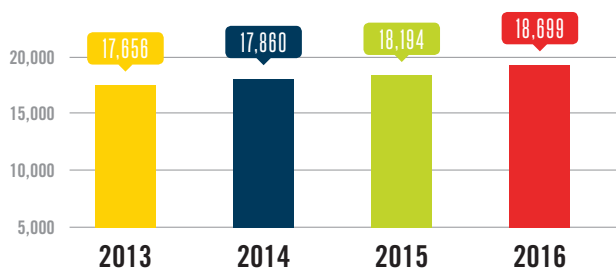
## EMPLOYMENT GROWTH

2000 - 2017

The Greater Des Moines (DSM) region outpaced the U.S. in total employment growth by **7.1%**



## TOTAL NUMBER OF FIRMS



## SELF-EMPLOYED AND SOLE PROPRIETORS

FIRMS WITHOUT EMPLOYEES

