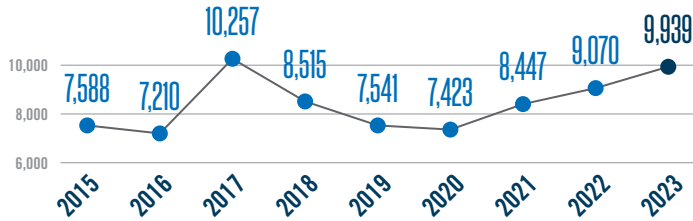


# DSM SMALL BUSINESS JOBS REPORT

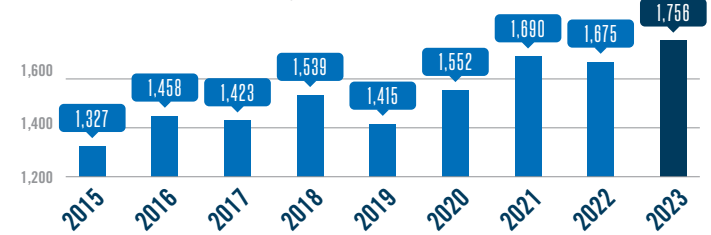
## NEW JOBS CREATED BY NEW SMALL BUSINESS

U.S. Census Bureau (2026) | *Business Dynamics Statistics*



## NUMBER OF NEW SMALL BUSINESS ESTABLISHMENTS

U.S. Census Bureau (2026) | *Business Dynamics Statistics*



## INDUSTRIES LEADING JOB GROWTH (all business sizes)

U.S. Census Bureau (2026) | *Business Dynamics Statistics*



13.5%

Construction



11.6%

Accommodation and Food Service



10.7%

Professional, Scientific and Technical Services



10.0%

Health Care and Social Services



9.6%

Retail Trade



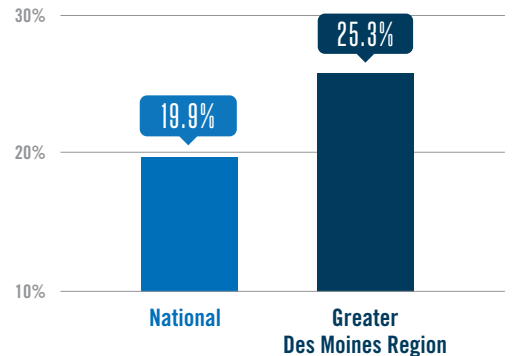
7.5%

Waste Management and Remediation

## EMPLOYMENT GROWTH (all business sizes)

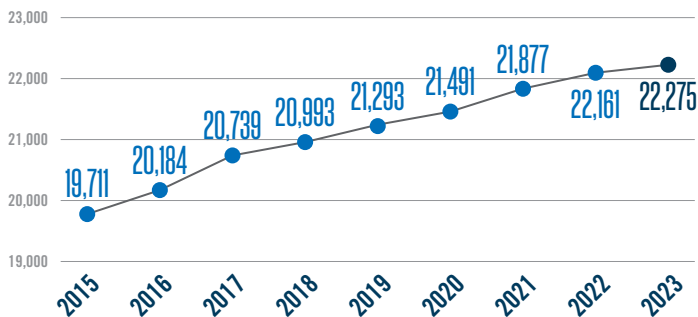
Bureau of Labor Statistics (2026) | *QCEW*

The Greater Des Moines (DSM) region outpaced the U.S. in total employment growth by **5.4%**



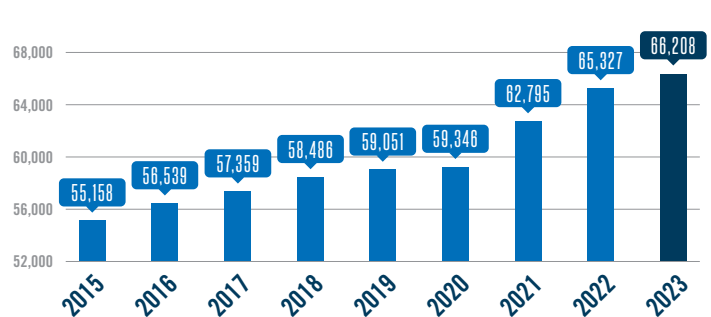
## NUMBER OF SMALL BUSINESSES

U.S. Census Bureau (2026) | *County Business Patterns*



## NUMBER OF SELF-EMPLOYED AND SOLE PROPRIETORS

U.S. Census Bureau (2026) | *Nonemployer Stastics (NES)*



[DSMpartnership.com/smallbusiness](https://dsmpartnership.com/smallbusiness)

The data presented in this report is for the Greater Des Moines Partnership's 13-county region. **Small Business:** a businesses with fewer than 500 employees.